Printed on ISO full bleed A3 (420.00 x 297.00mm)

This drawing has been prepared for the use of Traffic Plans's client. It may not be used, modified, reproduced or relied upon by third parties, except as agreed by Road Control Services or as required by law. Road Control Services accepts no responsibility, and denies any liability whatsoever, to any party that uses or relies on this drawing without Road Control Services written consent.

DRESSING WORKS@LAOIS - L3976-133 KNOCKBEG RD

DIVERSION ROUTE

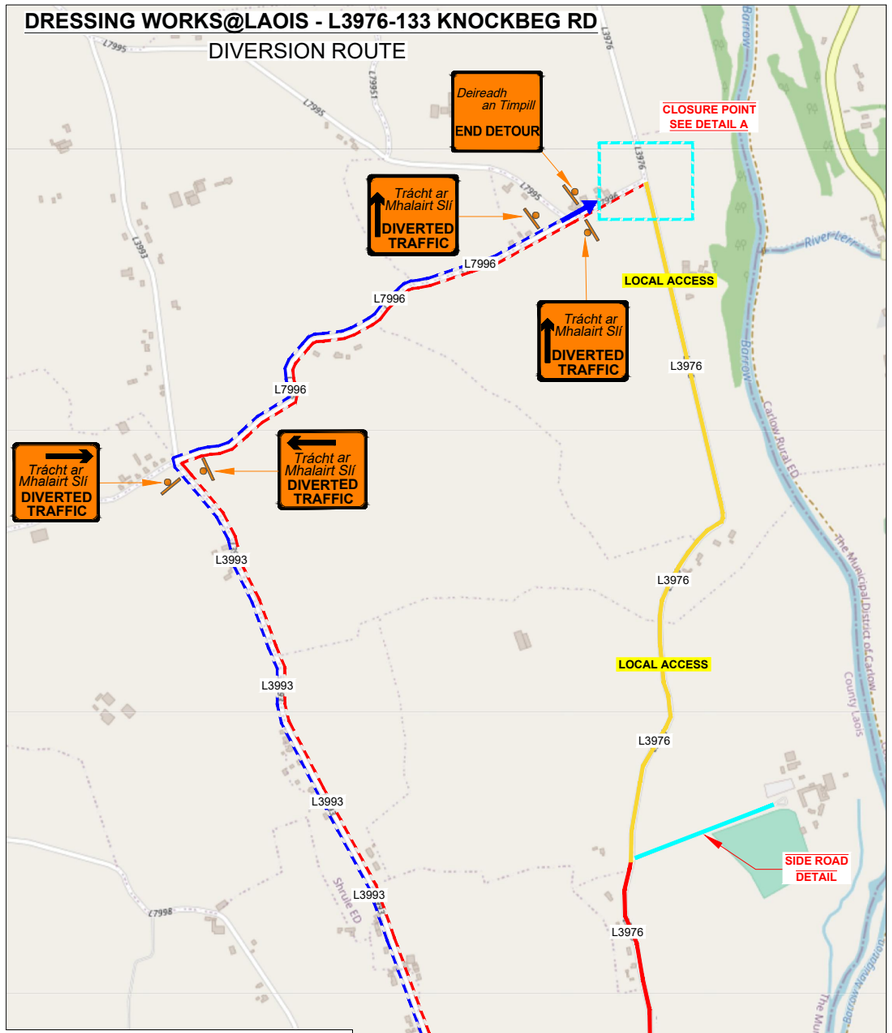

SIDE ROAD DETAIL

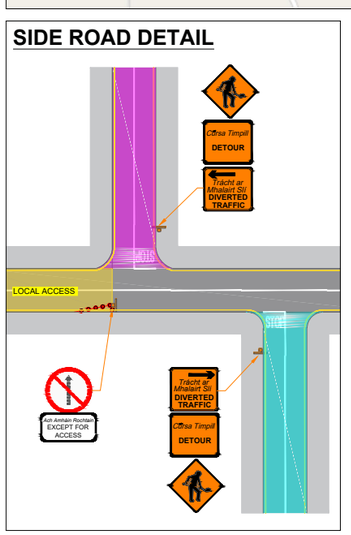

WORKS EXTENT

ROAD CLOSURE DETAIL

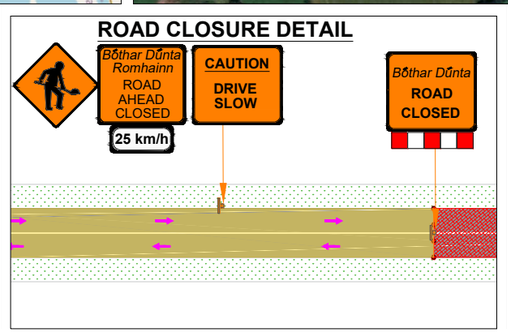

DETAIL A

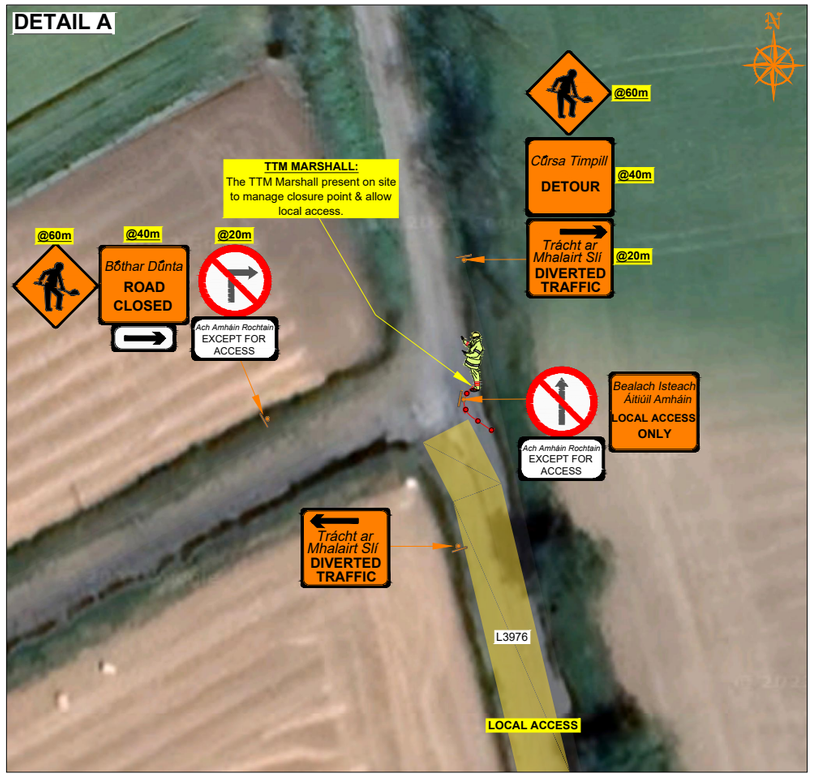

DETAIL B

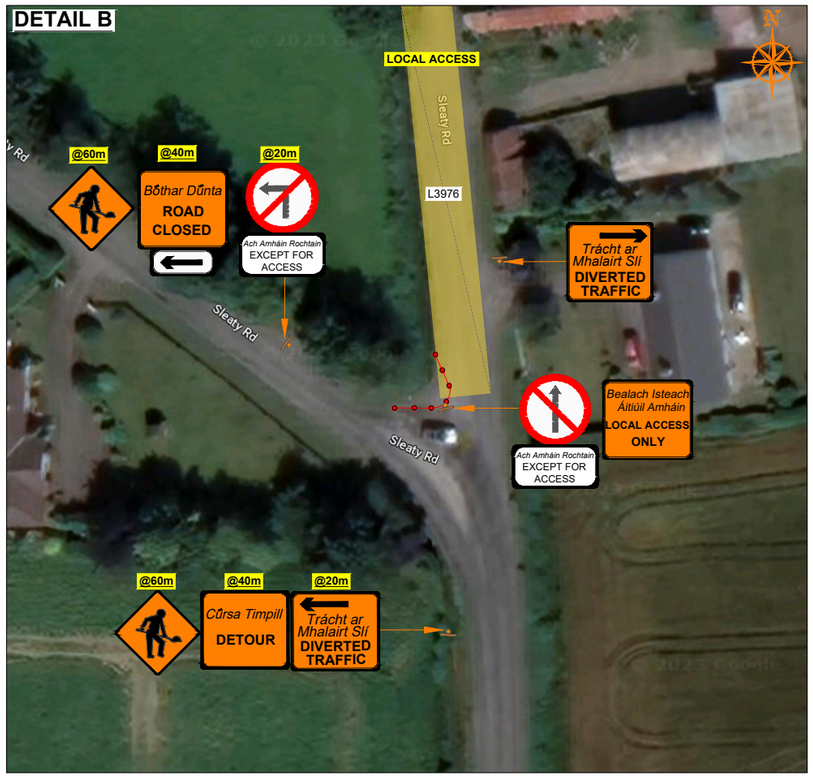

ROAD CONTROL

Copyright Notes:
This drawing is the property of Road Control Services Ltd. The design information contained herein is strictly confidential.This document is not to be used, reproduced, disclosed or circulated in whole or in part without prior written consent.

Road Control Services Ltd.,Currylills,Prosperous,Co Kildare * info@roadcontrol.ie © 2023

CLIENT

Thomas Murphy & Sons Machinery Ltd

DESIGN PARAMETERS

Advance Warning Signage	
Sign size	600mm
Sign Visibility	50m
Number of Signs	2
Cumulative Distance	40m
Distance between Advance Warning Signs	20m
Lane Taper Rate	N/A
Hard Shoulder Taper Rate	N/A

Speed Limit	Road Classification	
50 km/h	1(iii)	Type B <12hours

Cones	
Cone Height	750mm
Taper Spacing	3m
Longitudinal Spacing	3m
Safety Zones	
Longitudinal	5m
Lateral	0.5m
Lanes	
Lane Width	3.0m

LEGEND

- Works in Place
- Traffic sign
- Traffic cones
- Diversion Route A
- Diversion Route B
- Local Access

GENERAL NOTES

1) All information contained in this drawing (including digital data) should be checked and verified prior to any stage of construction;
2) All works are to be carried out in accordance with local authority requirements and are to be included in the site-specific safety & health plan;
3) Site inspections and maintenance of the traffic management layout is to be agreed with local authority to ensure the safety and integrity of the design;
4) Contractor to carry out a site risk assessment prior to the installation of any traffic management plan to ensure that conditions reflect those considered for design post submission;
5) Contractor shall be responsible for the provision of ramp access at any change in road surface level where traffic runs on a temporary surface, and for pedestrian/cycle ramps where footpath/cycle-ways have a level discontinuity as per result of the works.

Rev	Date	Details	Drn	Chk	App

Drn	DJ
Chk	RC
App	DH
Date	03-07-2023
Scale	NTS @A3
Stage	CONSTRUCTION

Project: **DRESSING WORKS@LAOIS**

Title: TEMPORARY TRAFFIC MANAGEMENT PLAN L3976-133 KNOCKBEG RD

Drawing No: C23008_06_002 Rev: 0