




Table 8.2.2.7
Minimum Design Parameters for Level 2(ii) Roads
(Single Carriageway of 100km/h)

Design Parameter	Type A >12 hours	Type B <12 hours	Type C <15 mins
Advance Warning Signage			
Sign Size (mm)	750	750	-
Sign visibility (m)	120	120	120
Number of Signs	4	3	-
Cumulative Distance (m)	800	600	-
Distance between Advance Warning Signs (m)	200	200	-
Taper			
Lane Taper Rate ^A	1 in 60	1 in 60	-
Hard Shoulder Taper Rate ^A	1 in 30	1 in 30	-
Cones			
Cone height (mm)	1,000	1,000	-
Taper Spacing (m) ^B	3	3	-
Longitudinal Spacing (m) ^B	12	12	-
Lamps (unit areas only)			
Taper Spacing (m)	6	6	-
Longitudinal Spacing (m)	24	24	-
Safety Zones			
Longitudinal (m)	60	60	-
Lateral (m)	1.2	1.2	-
Lanes			
Lane Width (m) ^C	3	3	-

Table 8.2.2.6
Minimum Design Parameters for Level 2(i) Roads
(Single Carriageway of 80km/h)

Design Parameter	Type A >12 hours	Type B <12 hours	Type C <15 mins
Advance Warning Signage			
Sign Size (mm)	600	600	-
Sign visibility (m)	90	90	90
Number of Signs	4	3	-
Cumulative Distance (m)	480	360	-
Distance between Advance Warning Signs (m)	120	120	-
Taper			
Lane Taper Rate ^A	1 in 40	1 in 40	-
Hard Shoulder Taper Rate ^A			-
Cones			
Cone height (mm)	750	750	-
Taper Spacing (m) ^B	3	3	-
Longitudinal Spacing (m) ^B	12	12	-
Lamps (unit areas only)			
Taper Spacing (m)	6	6	-
Longitudinal Spacing (m)	24	24	-
Safety Zones			
Longitudinal (m)	45	45	-
Lateral (m)	1.2	1.2	-
Lanes			
Lane Width (m) ^C	3	3	-

NOTES

- Management of pedestrians will be implemented as required on site.
- Pedestrian barrier will be used when required.
- Permanent traffic lights must not conflict with TTM and must be turned off by client.
- Tower Lights to be provided by the Main Contractor.
- Safe passage through the site for emergency services will be facilitated.
- Keep safety zones free from works, plant, materials and operatives.
- Where surfacing takes place the following may be used:
 *Ramps ahead 
 *Slippery road surface 
 - Identify overhead electrical cables 

Client



Project
N80 Portlaoise to Mountmellick (Kyletalesha)
Co. Laois - CH 00 to CH 5120

Comments
Stop and Go

	DWG No 23_073-03_001_RS	Drawn by Maria Luiza	Rev 00
	Scale N.T.S.	Designer Irene Walsh	Date 21/06/23