


# 02

## Lesson Plan

# Why is pollination important?

### Suitable for Junior Infants to 6th Class

Use our School Resources at [www.pollinators.ie/schools](http://www.pollinators.ie/schools) including the Junior Pollinator Plan (also available in Irish) and the 'How-to-guide: Develop a Pollinator Plan for your School'



## Objectives

### In this lesson, students will:

- ✓ Learn that we rely on pollinators to help produce many fruits and vegetables.
- ✓ Learn that pollination is also important for business, biodiversity, and tourism.



# Food

You need vitamins and minerals in fruit and vegetables to feed your body and brain as they grow. Food is like fuel for your body, and fruit and vegetables are jam-packed with all the good stuff. If you eat healthy, nutritious food, then you'll be better able to run, jump, do your homework and save the world (or whatever it is you get up to at the weekend).

Fruit and vegetables that are pollinated by bees and other insects are known to be the best for you. That's why it's important for us to help bees and other pollinators to do their jobs, because it means we get to eat the juiciest pears, the sweetest strawberries and the tastiest apples.



Don't forget you can refer to our Resources and animations for more background information:

See [www.pollinators.ie/schools](http://www.pollinators.ie/schools)

# Bees are good for Business!

## Farming:

Lots of crops are pollinated by bees, and this helps the farmer with all the work that must be done on the farm. If farmers had to pollinate the plants by themselves this would take too much time and cost too much money.



## Food Retail:

Lots of supermarkets and small shops sell fruits and vegetables that are pollinated by bees. Imagine if there were no bees in the future, how expensive these foods would become; some might even disappear off the shelves. No more strawberries and ice cream!



5th & 6th Class might want to explore the benefits from bees even further with a discussion around how else bees might benefit business. Here are two examples:

### 1 Gardening:

Lots of flowers, shrubs and trees that we want to grow in our gardens and parks are pollinated by bees. Garden centres and park gardeners often benefit from bees by having lots of healthy plants to work with or sell.

### 2 Tourism:

People often visit Ireland because of our beautiful scenery and that includes wildflowers and flowering trees.

Insects pollinate 78% of our wild flowering plants in Ireland, so bees are important for our tourism businesses.



Ionad Tacaíochta  
Oideacháis Laoise  
Laois Education  
Support Centre



# Biodiversity

Plants and animals need each other. It's not hard to see why animals need plants – most animals eat plants and cannot live without them. Even animals that eat other animals are dependent on plants because without them their plant-eating prey would not exist. Plants, on the other hand, make their own food through photosynthesis – using sunlight, water and carbon dioxide. Yet if all the animals disappeared from the planet, most plants would disappear as well. **Why?**

Many plants need help to be pollinated and spread their seeds. Some plants (about 10%) use the wind for pollination – from huge trees to the smallest blade of grass. But most plants need the help of animals to get the job done.

The number of pollinators buzzing around each year is getting less and less. We need to make sure none of these bees and insects disappear forever. It wouldn't just be our lunchboxes that would suffer, others need bees too:



Insects pollinate  
78% of our wild  
plants in Ireland



## Birds and Mammals

Lots of our animals and birds feed on fruits and seeds from wild plants. Without bees and other insects pollinating these wild plants, they wouldn't produce the fruits and seeds that animals and birds need to eat. Fruits are the part of the plant that surrounds and protects the seed.



# Other plants

In Europe there are 264 crop plants that we eat. In Ireland alone we have another 2,300 flowers and trees that grow in the wild. They need to be pollinated too. We know that some of these wildflowers and trees provide important food for our animals and birds. They also provide them with shelter.

Wild plants like buttercups and daisies give us a beautiful, colourful place to live. Without bees pollinating our plants, our countryside would be very dull and boring.


We all understand how important it is to look after the environment and know all the things we can do to take care of our planet.

**Pollinators protect the environment too.**



# Desk-based activity:

**Worksheet:** Join up the foods with the correct type of pollination Question: Does this food need insect pollinators or wind to carry its pollen and help it to make seed?



**Pears**



**Corn**



**Blackberries**



**Wheat**



**Beans**



**Pumpkins**





**Potato**



**Apples**



**Strawberry**



# Activity – Be a Bee!

Acting out pollination can be a fun and helpful way to explain the process. This game will help the children to associate pollination with production of food.

## What you need:

- ✓ Paper/ cardboard for wings
- ✓ Elastic bands/ twine to attach your wings
- ✓ Straws to drink ‘nectar’
- ✓ Apple or orange juice
- ✓ Sellotape
- ✓ Different coloured cotton balls



- 1 You could ask students to decorate pollinator wings they can wear to represent bees, the most important pollinators. They might also like to make antennae which can be attached to a hairband.
- 2 Once they are all wearing their wings, put a strip of double-sided tape on each student's arm (since the pollen will need to stick to them just as it does with an insect).
- 3 Give each student a plastic straw and tell them it is their ‘proboscis’ which they will use to suck up nectar from flowers (or they can pretend to do this if preferable to not take a drink).
- 4 Create flowers by printing or drawing large flower designs to represent strawberry flowers and place these flowers on different tables around the room. Place a cup of apple juice on the centre of the drawing/picture to represent the flower's nectar supply. Place small pieces of cotton ball all around the cup to represent the pollen grains. You may like to colour the cotton balls on each flower in different colours so that it's clear how they are being moved around the room.



Your antennae can be made as simply or detailed as you like.



- 5 The students use their 'proboscis' to take a sip of the 'nectar' and while they do, the teacher/ helpers stick some of the cotton balls onto the tape on their arms, telling them that pollen just got stuck to them. They can even put some in their pockets to represent the pollen they will bring back to their nests to feed their baby bees.
- 6 When all students have drank nectar and collected pollen they should rotate positions and visit new flowers. There, they will take another sip of nectar and they should drop some pollen from their sticky arms onto the new flower. Hey presto! They have successfully pollinated the flower. They have mixed up the coloured cotton "pollen" showing how cross-pollination takes place.
- 7 Once all the flowers have been pollinated, cover the flower drawings/picture with pictures of strawberries, or even some real fruit, or in case of allergies, fruit-shaped sweets for the students to enjoy.





# The Seed Game (outdoor activity)

## What you need:

- 1 For this game you will need a series of tokens (printed paper or card) to represent water, soil, sunlight, air (CO<sub>2</sub>), and a pollinator. Scatter the tokens around the school yard or hall or hide them for the children to find.
- 2 Use a sign to mark a spot in the school yard or hall called 'Sunflower field'.
- 3 Each child is a young flower. To grow and produce seeds, they will need to collect one of each of the tokens.

## Make or print a sign to mark the Sunflower Field





Sunflower + Tokens = Seeds



Air

Water

Soil

Sunlight

Bee



### Activity Tasks:



- 1 When a child finds all 5 tokens, they can go to the place signposted 'sunflower field' where they will grow into a beautiful flower and produce lots of seeds.
- 2 The first person to reach the sunflower field wins the game.
- 3 This is a very active game which children love. It is important to keep highlighting the important aspects.

### Discussion:

- ✓ If you have different numbers of 'Bee' tokens each time you play this game, the number of flowers that can grow will vary.
- ✓ Less bees = less pollinated flowers producing seeds.

# Help the Farmer work out his income

## (Desk-based Maths activity)



### Assign roles to students:

- 1 6 students will be 6 apple trees, numbered Apple Tree 1 to Apple Tree 6.
- 2 6 students are Bees.
- 3 Cut out small pieces of paper in different colours to represent the pollen on each tree's flowers.
- 4 A bee rolls the dice, and the number that comes up on the dice, they must visit that corresponding tree. So if Bee 1 rolls a 4, he visits 'Tree 4' and that tree gives him some red 'pollen' strips.
- 5 Then another Bee takes their go.
- 6 Once all the bees have had their go, they start again, and Bee 1 rolls the dice. This time they roll a 3, so they go to tree 3 and give it some of the pollen it had collected from Tree 4.
- 7 Then the other bees all take their go.
- 8 At the end of the game a certain number of trees will have two different colours of pollen strip - these have been cross-pollinated, but some will only have one type, these have not been pollinated.


If the farmer gets 200 apples from each tree if it is pollinated correctly, work out how many apples the farmer will be able to harvest this year.

### Example

If 4 trees were pollinated, the farmer will get 800 apples.

# Help the Farmer work out his income

## (Desk-based Maths activity)



Now play the game with other students as apple trees and bees, but this time reduce the number of 'bees' to just 3 bees. This time, less apple trees can be pollinated by fewer bees.

### Example

If 2 trees are pollinated, he will get 400 apples.

### 5th & 6th Class:

With older classes you might want to make up his income, for instance if he gets €0.40 for each apple, how much will he make on a good year for bees and how much will he make on a bad bee year, where few bees visit his orchard?

In our previous example, with 6 bees, 4 trees were pollinated giving 800 apples or €320.

But on a year with few bee visitors, 3 bees, only 2 trees were pollinated, making €160 for the Farmer.

